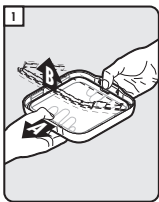


Baby Blocks™ Freezer Storage Containers

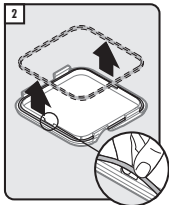
Cleaning Instructions:

Lid can be washed assembled or disassembled.

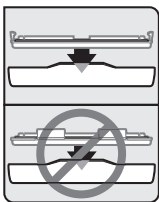
To disassemble lid:



Flex green tab out (A) to separate clear lid from green frame (B).



Remove green gasket from clear lid.



Make sure to re-insert clear lid into green frame in the proper orientation.

All parts are top-rack dishwasher safe. Allow to dry before reassembling. Press silicone gasket fully into channel when reassembling.



FREEZER



FOOD SAFE



MICROWAVE



DISHWASHER



Recommended Use & Care:

- Make sure green lid frame is secured on all sides before transporting foods. It is recommended to keep Container in upright position during transport.
- Containers are intended for reheating and defrosting in the microwave. They are not for oven or stovetop use.
- When microwaving food inside Container, remove lid or lift one side open to avoid excessive steam build-up and prevent injury.
- Avoid overheating foods that are high in oil, fat, sugar or tomato content to prevent staining or blistering.
- When adding hot food to Container, let cool before sealing.
- When freezing liquid, leave room inside Container for expansion.